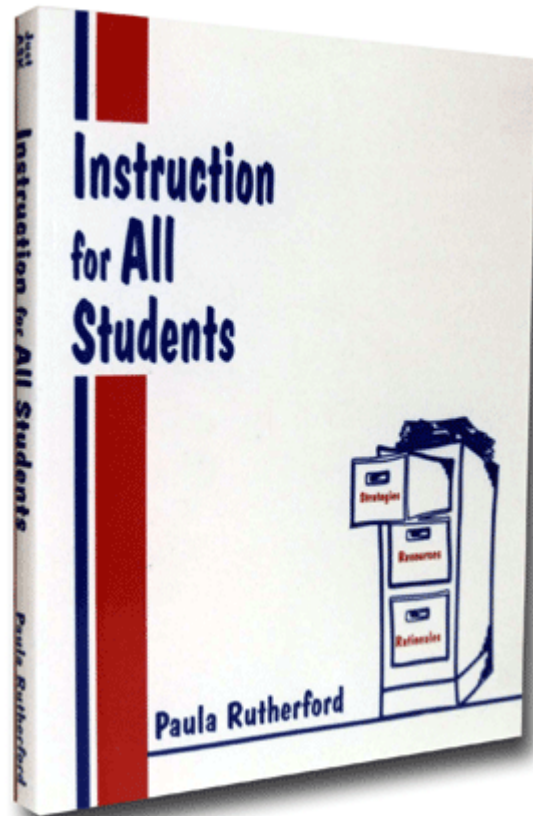


Becoming *a Better* Teacher

Eight Innovations That Work





Today's Objective

Implement best practices in
Curriculum and Instruction
to improve achievement
for every student.



Best Practices

Framing the Learning

Summarizing by Students

Checking for Understanding

Descriptive Feedback



Best Practices

Active Learning

Focus on Reading

Cooperative Learning

Attitude is Everything



Our Goal:

Good – better – best,

never let it rest,

till the good get better,

and the better get best





Begin Every Lesson by

FRAMING

THE

LEARNING

- 
- Provide the day's agenda/outline
 - Communicate the learning standards
 - Clarify the rationale for learning

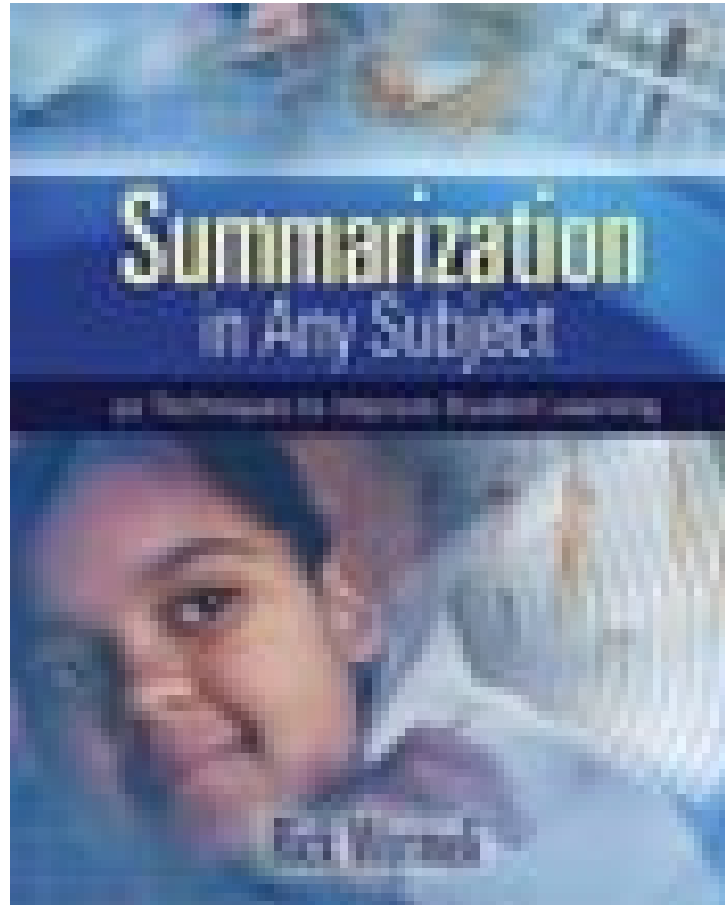
- 
- Help students access prior knowledge
 - Explain lesson procedures/activities
 - List the criteria used for assessment



Question for Reflection

How often do you
Frame the Learning
to begin every lesson?

SUMMARIZING BY STUDENTS



SUMMARIZING AND PROCESSING

Support retention & understanding
of lesson content and concepts,
and help improve achievement.



10:2 PROCESSING THEORY

For every 10 minutes of instruction
learners should get 2 minutes
to summarize/process information.



Summarizing Strategies

3 ... 2 ... 1 Format

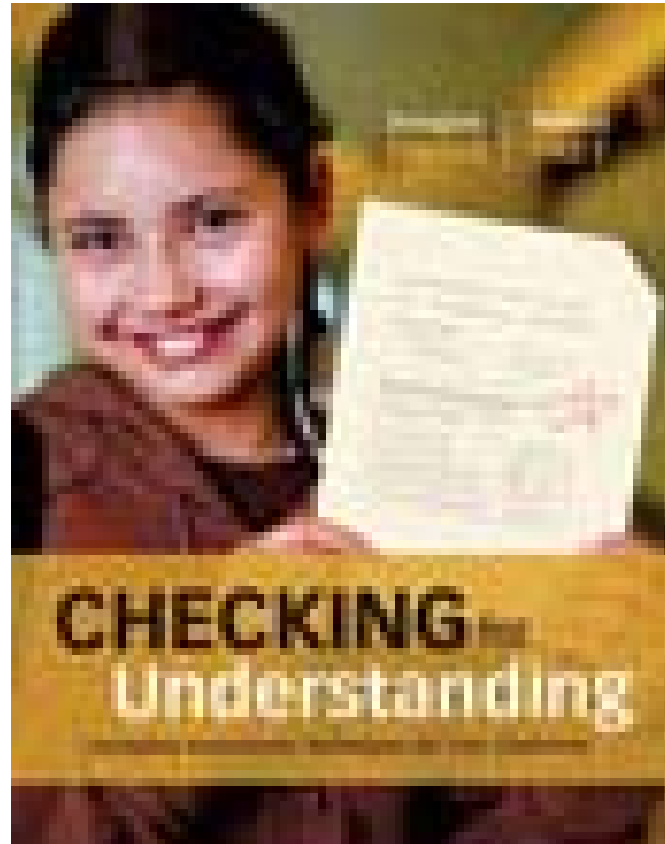
Learning Buddies

Think – Pair – Share

(See Pages 73 – 111)



CHECKING FOR UNDERSTANDING





What is Checking for Understanding?

**What checking for
understanding is not.**



Techniques for Your Classroom

Signal Cards (p. 109)

Manipulatives (p. 110)

White Boards (p. 111)

Homework (p. 135)

10:2 Strategy

Discuss with a colleague:

How is checking for understanding related to formative assessment?





ACTIVE LEARNING

Tell Me, I Forget.

Show Me, I remember.

Involve Me

I Understand.



How Students Learn Best

50% See and Hear

70% - Discuss in Class

80% - Do or Experience

90% - Teach to Others



Active Learning Structures

Cooperative Learning Groups

Student Summarizing

Checking for Understanding

(See Pages 73 – 111)

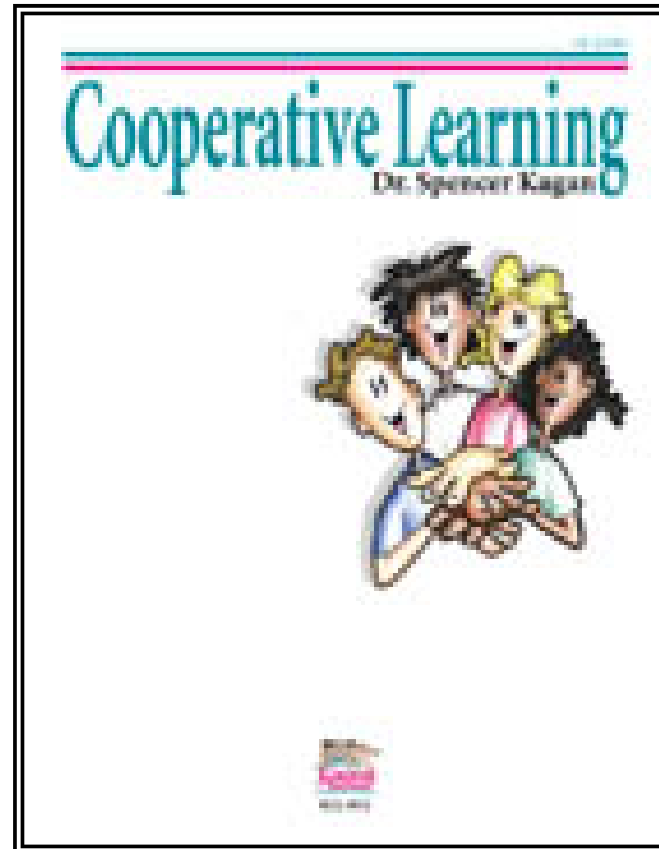
10:2 Strategy

Discuss with a colleague:

In what ways do you involve students in active learning?



COOPERATIVE LEARNING



A decorative vertical strip on the left side of the slide, featuring a green chalkboard background. At the top, there is a dark, textured area. Below it, two pieces of pink chalk are shown, one lying horizontally and one vertically. A white arrow is drawn on the chalkboard, pointing upwards and to the right.

Cooperative Learning Works!

Higher Achievement

Increased Retention

Higher Self-Esteem

More Social Support

A decorative vertical strip on the left side of the slide, featuring a green chalkboard background. At the top, there is a black chalk smudge. Below it, two pieces of pink chalk are shown, one lying horizontally and one vertically. A white chalk arrow points upwards from the bottom left towards the center of the strip.

Most Popular Structures

Numbered – Heads (P. 95)

Think – Pair – Share (P. 104)

Learning Buddies (P. 89)

Jigsaw Research (P. 206)

10:2 Strategy

Discuss with a colleague:

What are your favorite
cooperative learning
structures?





Instill a Love for Reading

Every teacher needs to clock more reading time.

Teach reading in your content

If Not You, Then Who?



Kids Who Read Succeed

Students need to read, and
discuss, analyze, and enjoy
what they read.

Classroom Reading Structures

- Read Aloud
- Shared Reading
- Guided Reading
- Literature Circles



Research Tells Us To Focus On

- Decoding
- Basic Fluency
- Vocabulary
- Comprehension

10:2 Strategy


Discuss with a colleague:

What have you learned
from this brief overview?



FEEDBACK

“The Breakfast of Champions”





Research Confirms It!

The most powerful single
innovation that improves
student achievement is

DESCRIPTIVE FEEDBACK



What is Effective Feedback?

Descriptive Not Evaluative

Timely Not Delayed

Specific to Criteria

Suggests How to Improve



More Effective Feedback...

Involves Performance Goals

Opportunities to Improve

Involves Self-Assessment

Goal is Self-Adjustment

10:2 Strategy

Discuss with a colleague:

“Students must be given

a second chance

to show improvement.”





It's a New Year

Attitude

is still

Everything



ATTITUDE IS EVERYTHING

**To a great extent,
teacher attitudes dictate
student performance**



Power of Expectations

**Students tend to learn
as little – or as much –
as their teachers expect.**

RAISE YOUR EXPECTATIONS



Watch Your Mindset

Set a positive climate

Use alluring language


Connect with students

Have fun teaching

Rate Yourself On:

- **Attitude**
- **Mindset**
- **Expectations**





**You've got to accentuate the
positive**

Eliminate the negative

And latch on to the affirmative

Don't mess with Mister In-Between